

Overview - Public Entities Quarterly Reporting

Approved receipts

108,0

114,6%

Approved spending

99,9

109,5%

Surplus/(deficit)

8,1

- ☐ R billion
- ☒ R million
- ☐ R thousand

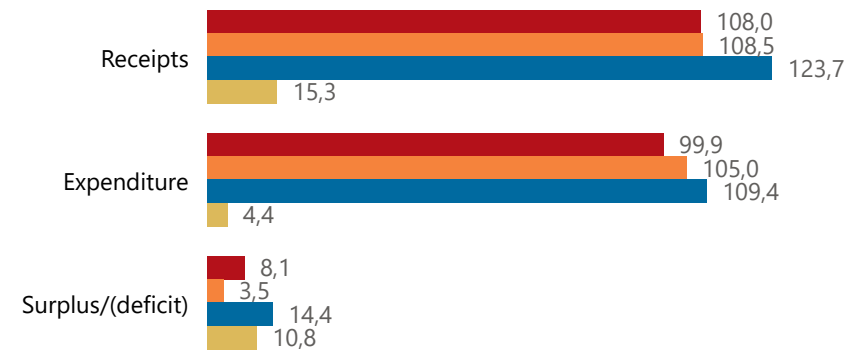


national treasury

Department:
National Treasury
REPUBLIC OF SOUTH AFRICA

Consolidation

● Approved ● Forecast ● YTD ● Variance



Composition of receipts



Quarter

4

Cluster

All

Department

National Treasury

Entity

Office of the Pension Funds Adjudica...▼

Composition of spending



Functional grouping



Spending by PFMA schedule



Public Entities Receipts

Approved sales of G&S

(Blank)

(Blank)

Approved transfers

106,9

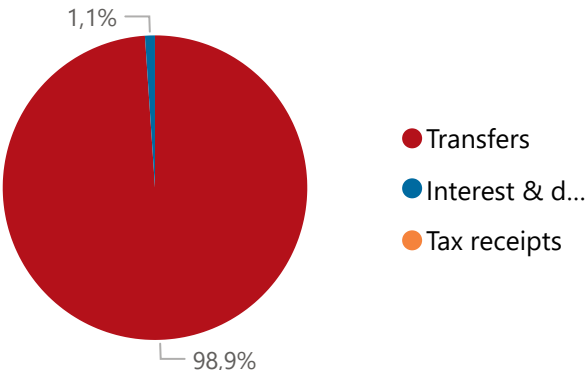
114,5%

Actual vs Forecast

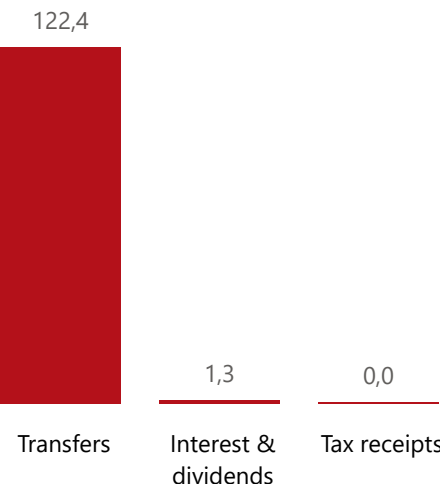
● Approved ● Forecast ● YTD ● Variance



Composition of receipts



Top 5 Receipts



Quarter

4

Cluster

All

Department

National Treasury

Entity

Office of the Pension Funds Adjudica...

Top 5 Transfers



Departme... transfers

Receipts

Level 3	Approved	YTD	% YTD
Transfers	106,9	122,4	98,9%
Interest & dividends	1,1	1,3	1,1%
Tax receipts		0,0	0,0%
Total	108,0	123,7	100,0%

Public Entities Spending

Approved CoE

61,9

95,9%

Approved G&S

38,0

102,3%

Approved transfers

(Blank)

114,6%

- ☐ R billion
- ☒ R million
- ☐ R thousand



national treasury

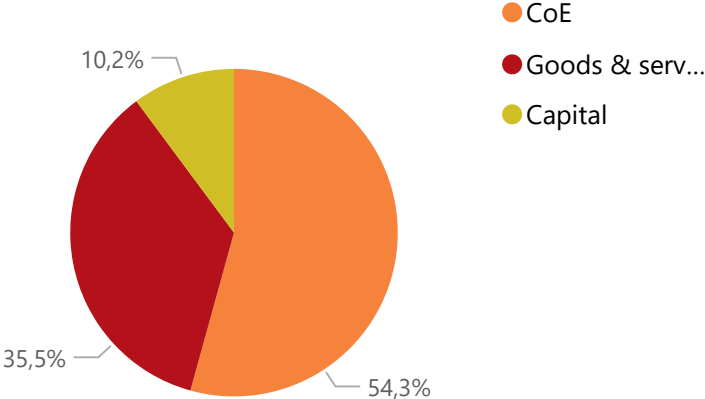
Department:
National Treasury
REPUBLIC OF SOUTH AFRICA

Actual vs Forecast

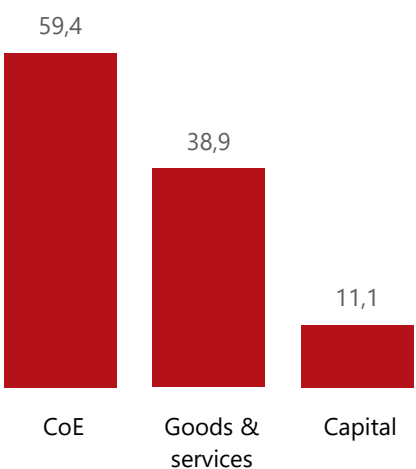
Approved Forecast YTD Variance



Composition of spending



Top 5 Goods & services



Quarter

4

Cluster

All

Department

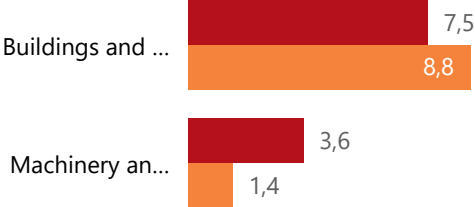
National Treasury

Entity

Office of the Pension Funds Adjudica...

Capital assets

YTD Forecast



Spending

Level 3	Approved	YTD	% YTD
CoE	61,9	59,4	54,3%
Goods & services	38,0	38,9	35,5%
Capital		11,1	10,2%
Total	99,9	109,4	100,0%